



GAS-COOLED REACTOR

ADVANCED REACTOR TECHNOLOGIES PROGRAM

AGR-5/6/7 Partial Mass Balance

Lu Cai

Nuclear Engineer



Outline

- Introduction
 - AGR-5/6/7 goals and test train configuration
 - Status of AGR-5/6/7 mass balance work
- Preliminary results
 - Ag-110m
 - Cs-134
 - Eu-154
- Summary and Conclusion

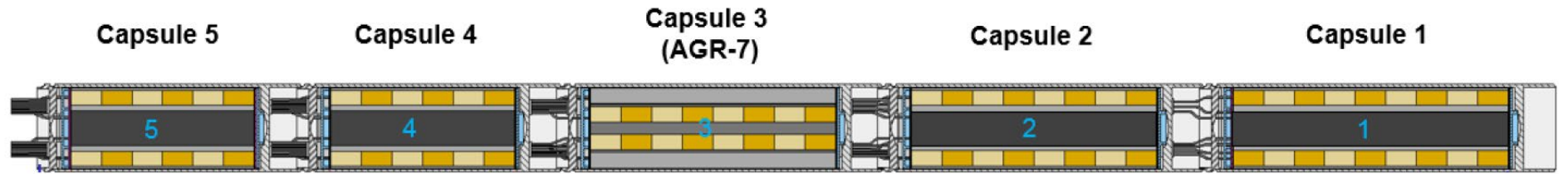


AGR-5/6/7 Goals and Focus of this Talk

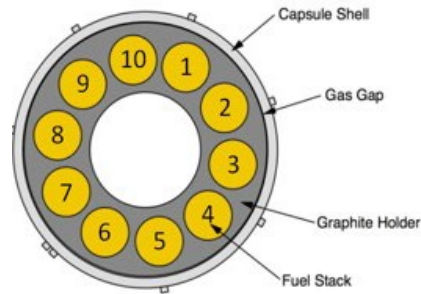
- AGR-5/6/7 is the final qualification test of AGR TRISO fuel made entirely at the engineering scale
- AGR-5/6/7 PIE is to collect data on fuel performance, compare those data to results obtained in the earlier AGR experiments, and expand our understanding of UCO TRISO fuel behavior
- This talk is to provide preliminary data on AGR-5/6/7 mass balance:
 - Components from each AGR-5/6/7 irradiation capsule are being analyzed to determine the inventory of fission products released from the fuel compacts.
 - Each compact was gamma scanned to compare the measured and calculated fission-product inventories.
 - These preliminary results are compared to previous AGR results.



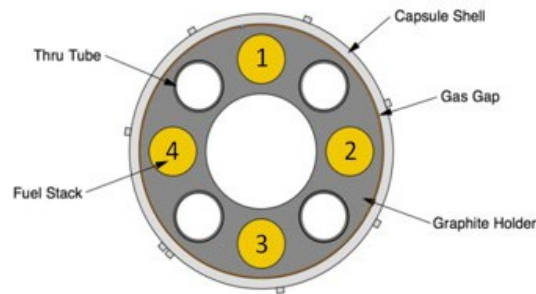
AGR-5/6/7 Test Train Configuration



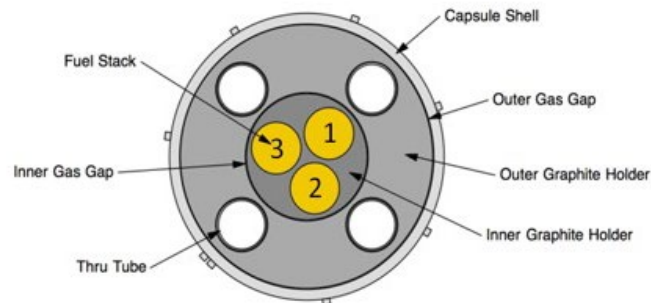
Capsule 1



Capsule 2, 4, 5



Capsule 3



AGR-5/6/7 Fission Product Mass Balance – Current Status

- Partial mass balance available, including
 - Graphite holder gamma from PGS. Will be repeated at AL spectrometer
 - Leachate from stainless steel shells and throughtubes (if applicable)
- Remaining items:
 - Counting spacers and foils remains to be completed
 - Graphite holders burn-leach for Sr-90
- Expect final mass balances to increase a little from the preliminary results presented in the following slides



Partial Mass Balance Summary

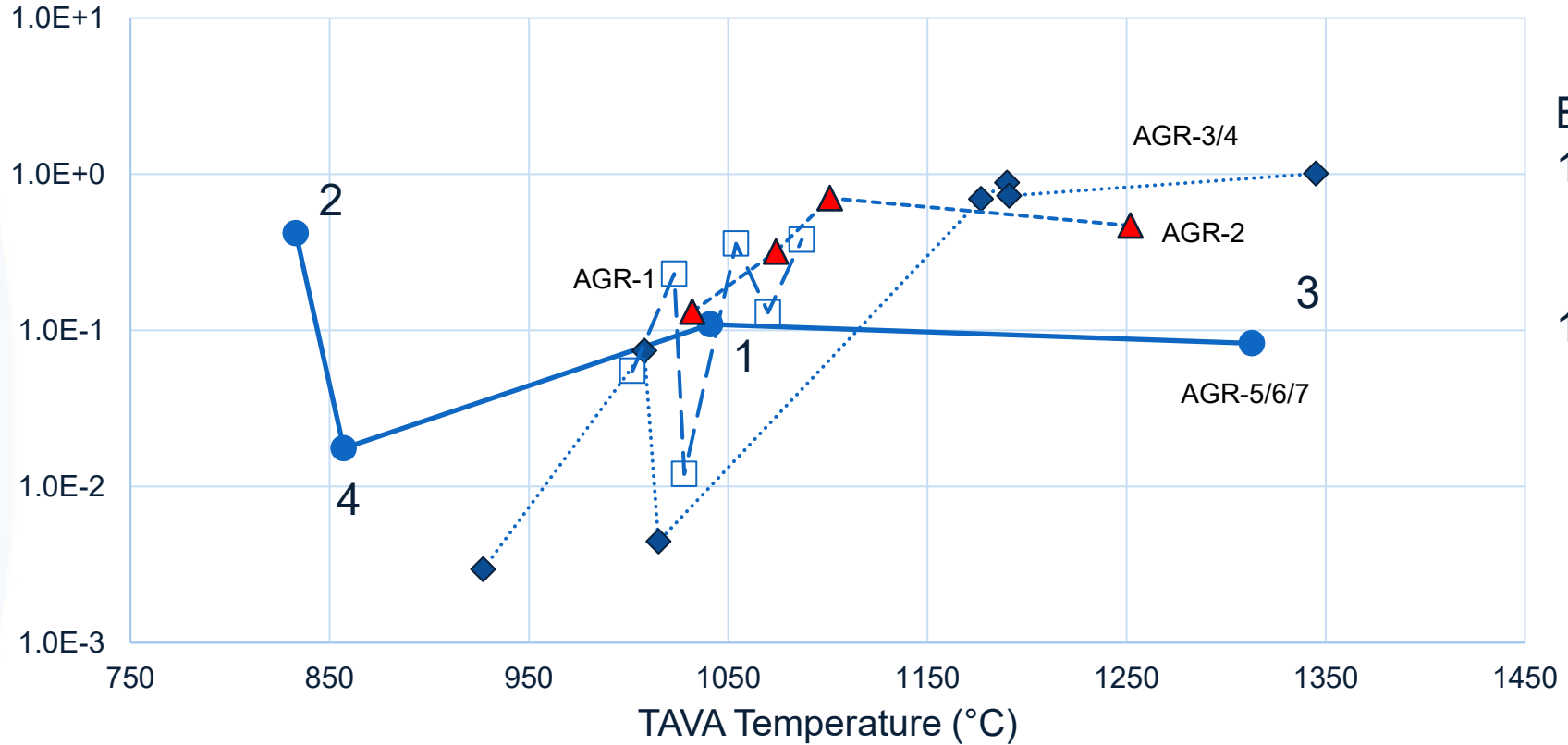
Isotope	Estimated Particle Equivalents				
	Capsule 1	Capsule 2	Capsule 3	Capsule 4	Capsule 5
Ru-106	6.74E+2	8.01E-1	1.54E-1	0	0
Ag-110m	3.34E+4	3.03E+4	4.49E+3	9.28E+2	0
Sb-125	1.15E+3	0	0	0	0
Cs-134	2.37E+3	2.58E+0	4.64E+1	7.17E-1	6.78E-1
Cs-137	2.18E+3	1.12E+1	4.78E+1	1.84E+0	3.02E+0
Ce-144	9.10E+2	3.49E-2	0	0	0
Eu-154	5.06E+3	1.58E+1	9.67E+2	0	0
Sr-90	3.65E+2	7.47E-1	4.82E-1	5.15E-1	4.36E-1
Total Number of particles per Capsule	3.05E+5	7.24E+4	5.44E+4	5.27E+4	8.14E+4
Instant Peak Temp (°C)	1386	1039	1536	1091	983
Time-average Peak Temp (°C)	1267	948	1432	970	864
TAVA Temp (°C)	1041	833	1313	857	756
Time-average Min Temp (°C)	624	546	989	558	467

- Except for Capsule 1 which was attacked by Ni, Ce-144 and Sb-125 was well retained in the fuel compacts.
- No Ag-110m was detected outside Capsule 5 fuel compacts due to low irradiation temperature.
- No Eu-154 was detected outside fuel compacts in Capsules 4 and 5.



Ag-110m Comparison

Capsule Fraction Outside Fuel Compacts



Below MDA :

- 1. AGR-3/4
Capsule 12
(854°C)
- 1. 2. AGR-5/6/7
Capsule 5
(756°C)

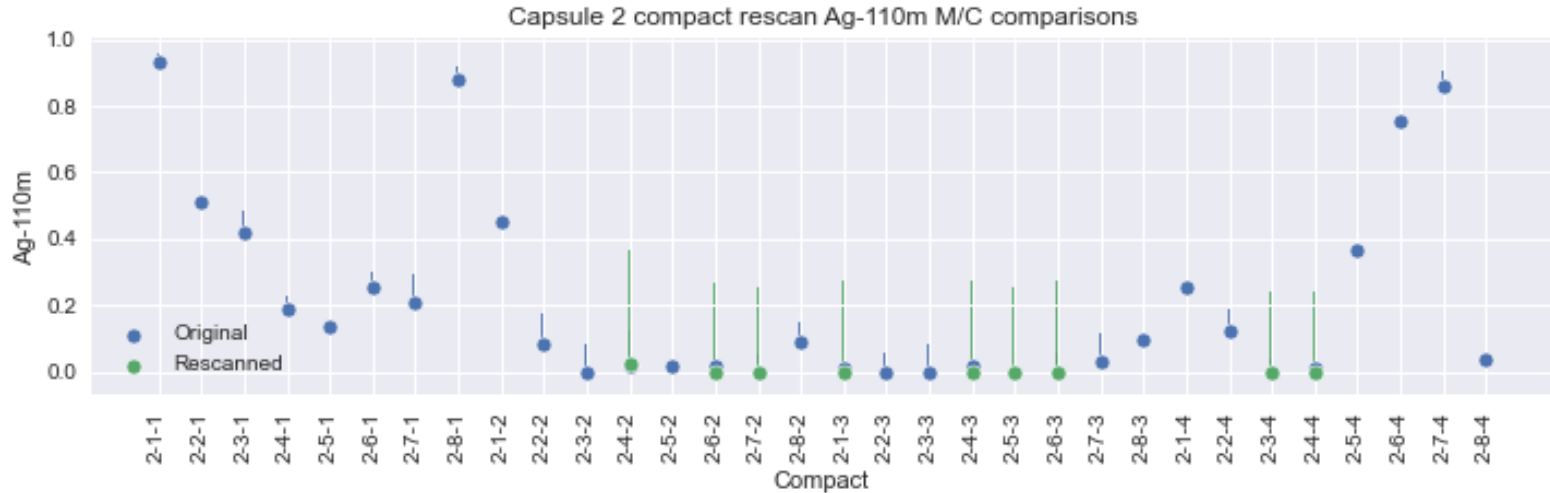
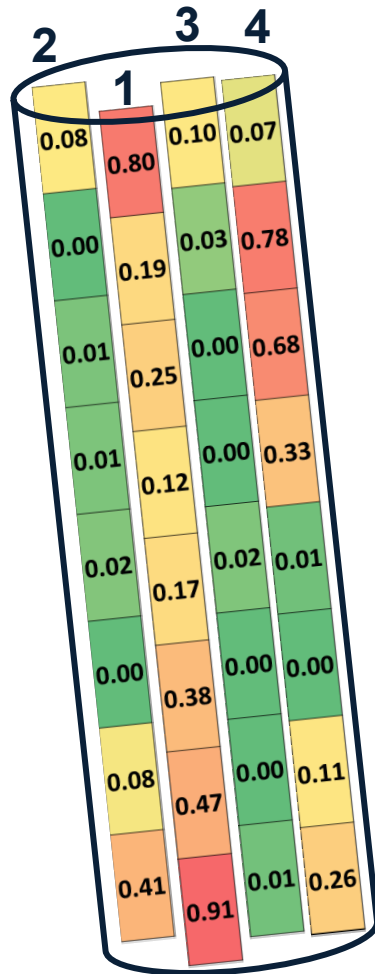
●— AGR-5/6/7 Ag-110m
 ◆··· AGR-3/4 Ag-110m
 ▲--- AGR-2 Ag-110m
 □-·- AGR-1 Ag-110m

Ag-110m	Capsule 1	Capsule 2	Capsule 3	Capsule 4	Capsule 5
Capsule Fraction	1.09E-1	4.18E-1	8.26E-2	1.76E-2	0
Particle Equivalent	3.34E+4	3.03E+4	4.49E+3	9.28E+2	0



Ag-110m in Capsule 2 compacts

Capsule 2

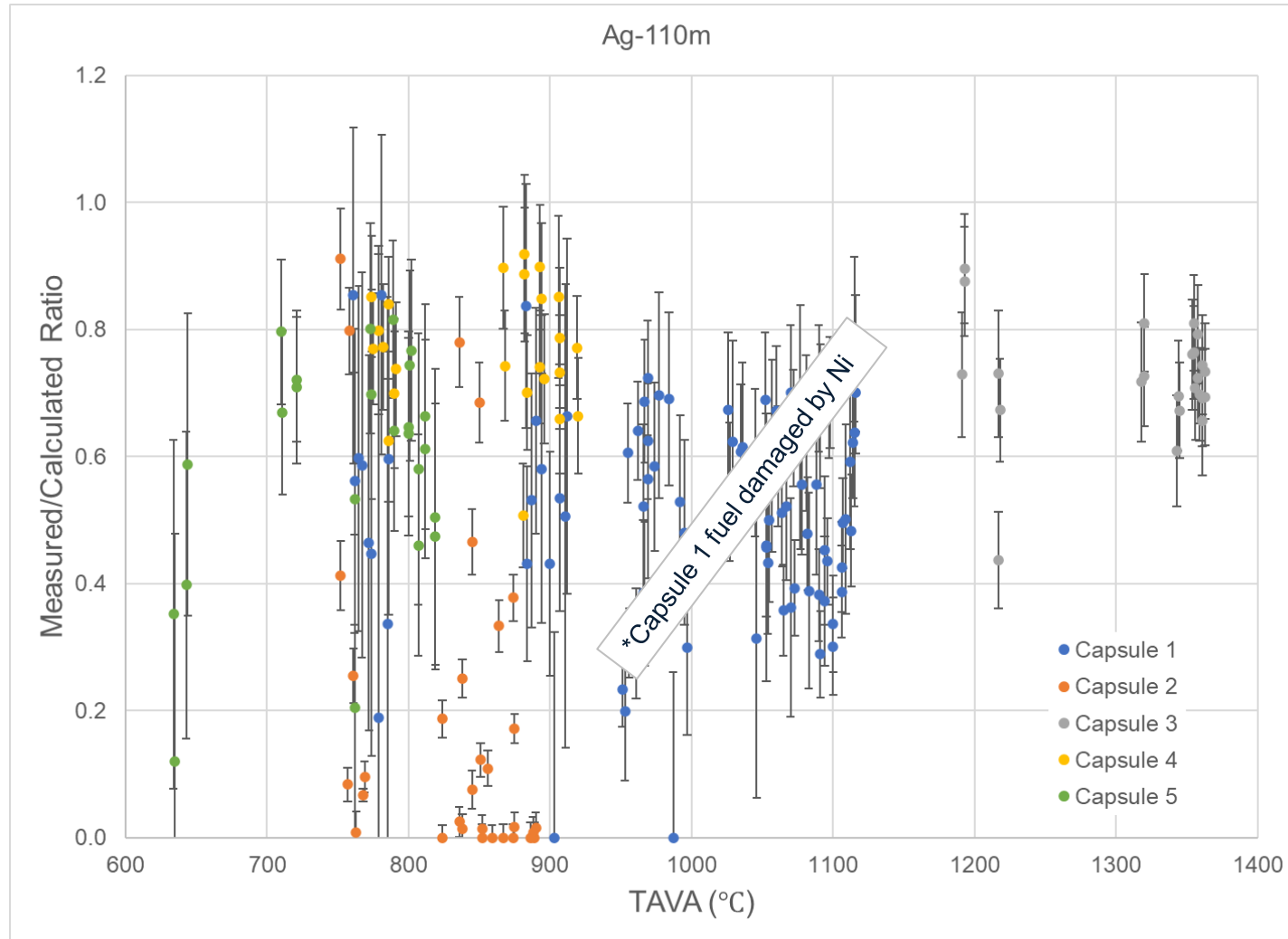


- Half of compacts retained less than 10% Ag-110m with a few even below detectable limit. A handful of compacts with the lowest M/C values were rescanned and confirmed the low values.
- Low M/C in the compacts corroborates with high capsule (partial) mass balance in Ag-110m.
- Do we trust the temperature evaluations in Capsule 2?



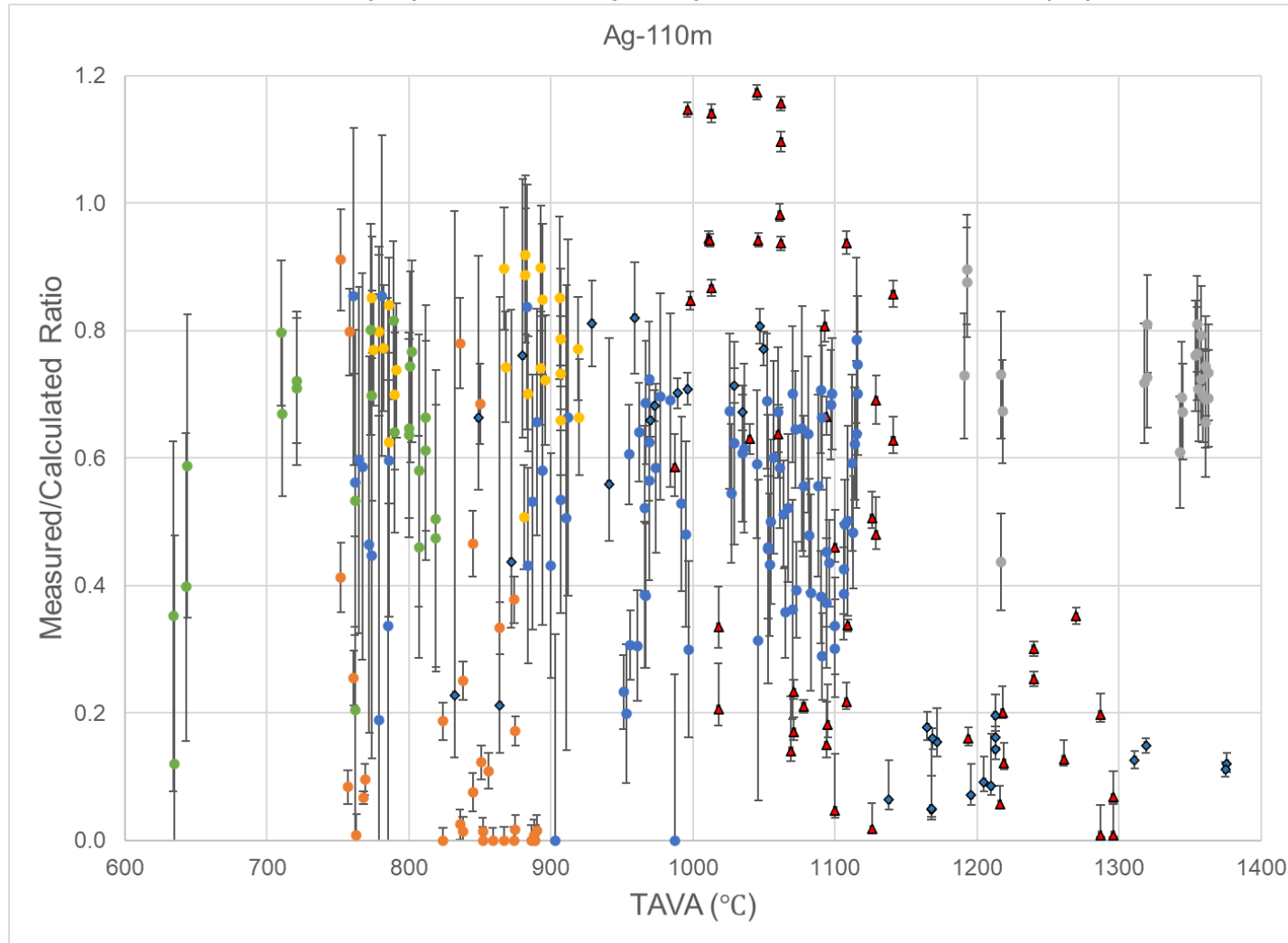
Compacts PGS: Ag-110m M/C

- Measured activities (M) divided by physics calculations (C)

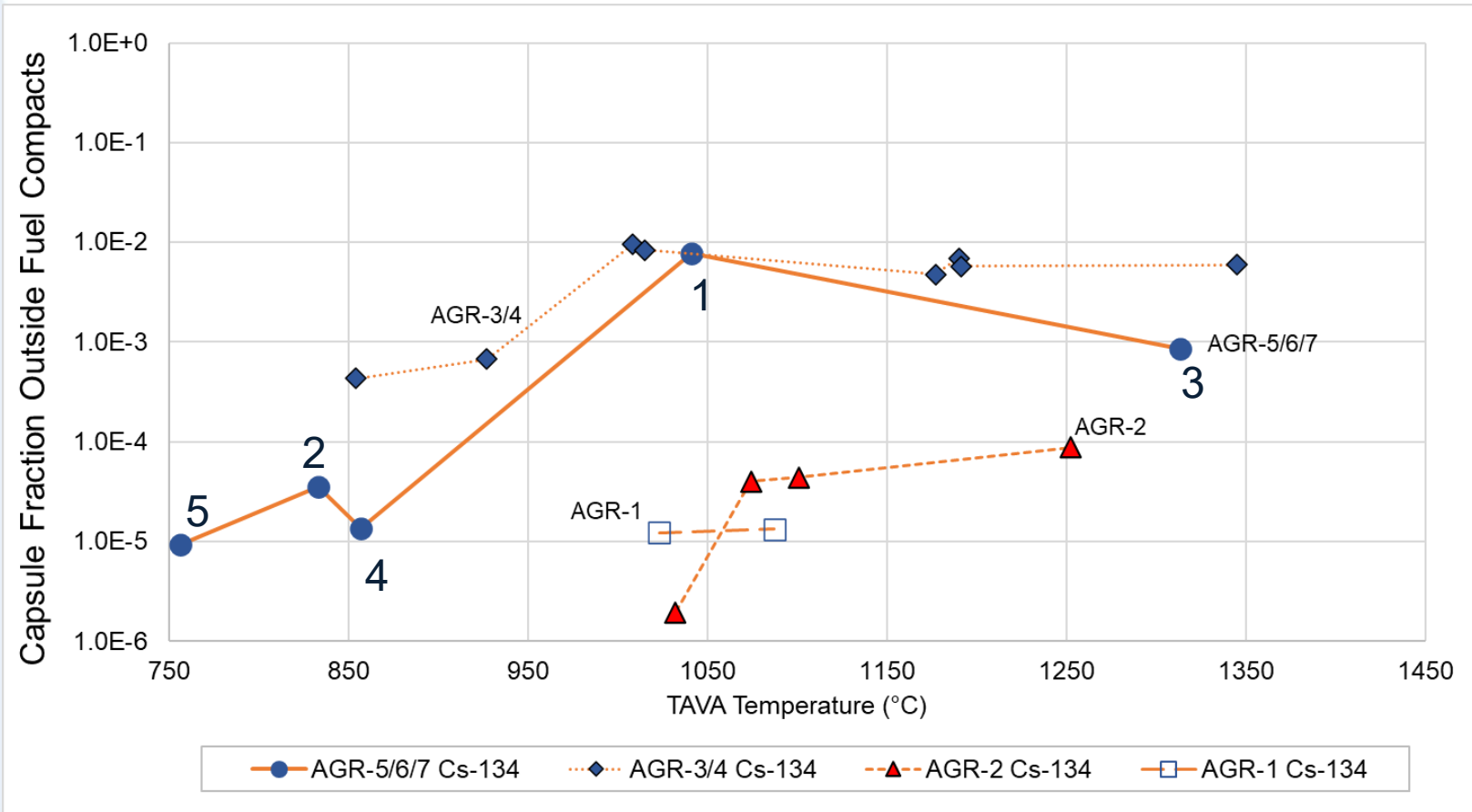


Compacts PGS: Ag-110m M/C

- Measured activities (M) divided by physics calculations (C)



Cs-134 Comparison



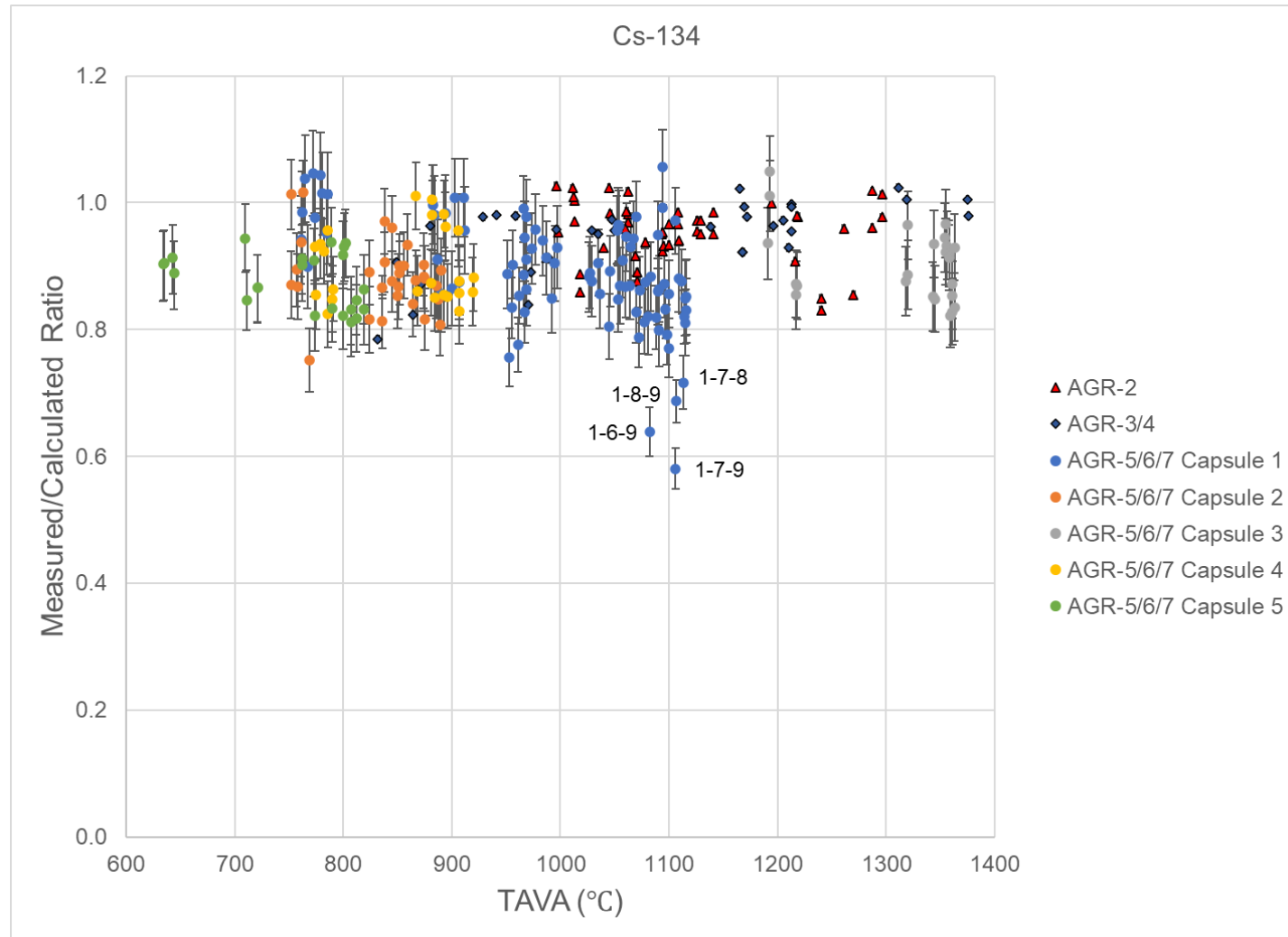
Below MDA :
 AGR-1
 Capsules 1-4
 (1002 - 1070°C)

Cs-134	Capsule 1	Capsule 2	Capsule 3	Capsule 4	Capsule 5
Capsule Fraction	7.76E-3	3.56E-5	8.54E-4	1.36E-5	9.35E-6
Particle Equivalent	2.37E+3	2.58E+0	4.64E+1	7.17E-1	6.78E-1

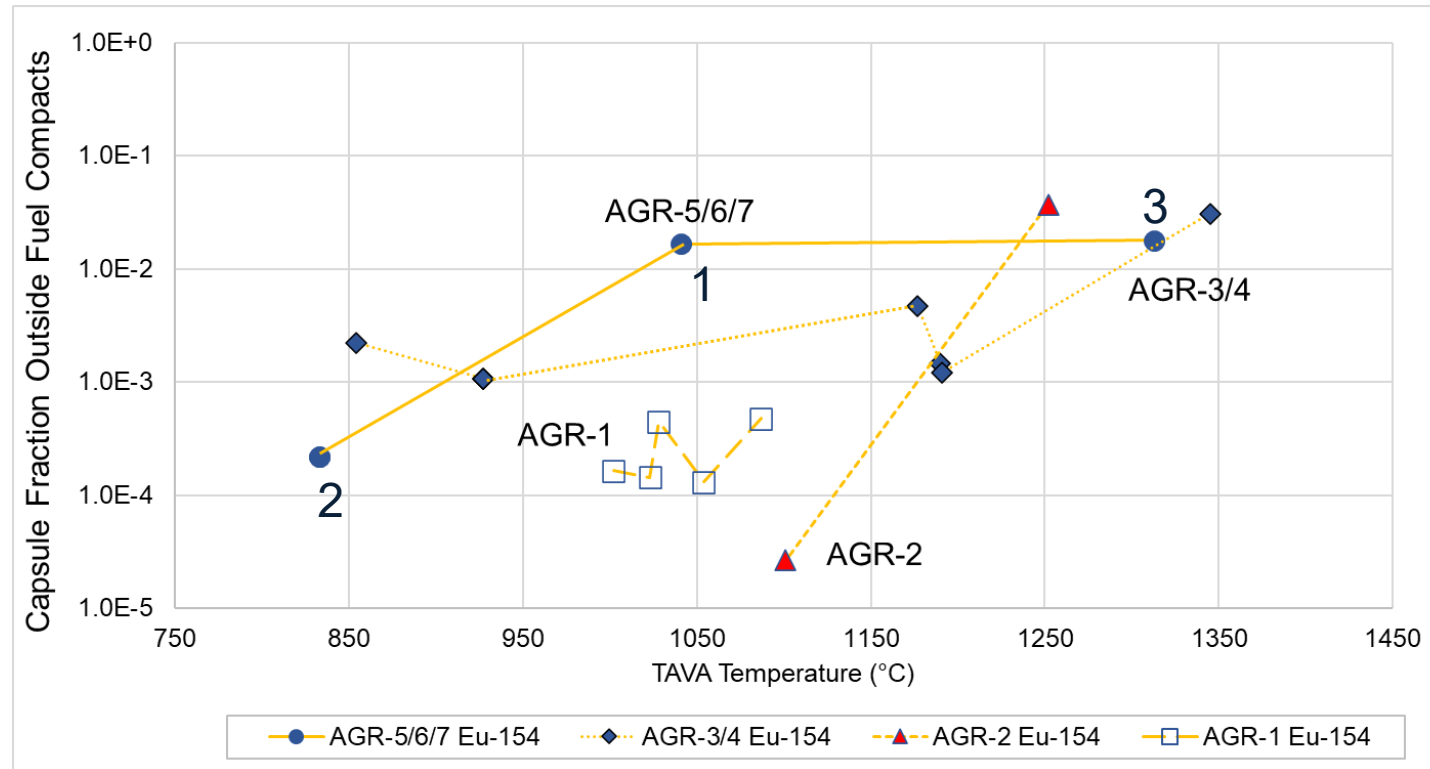


Compacts PGS: Cs-134 M/C

- Measured activities (M) divided by physics calculations (C)



Eu-154 Comparison



Below MDA :

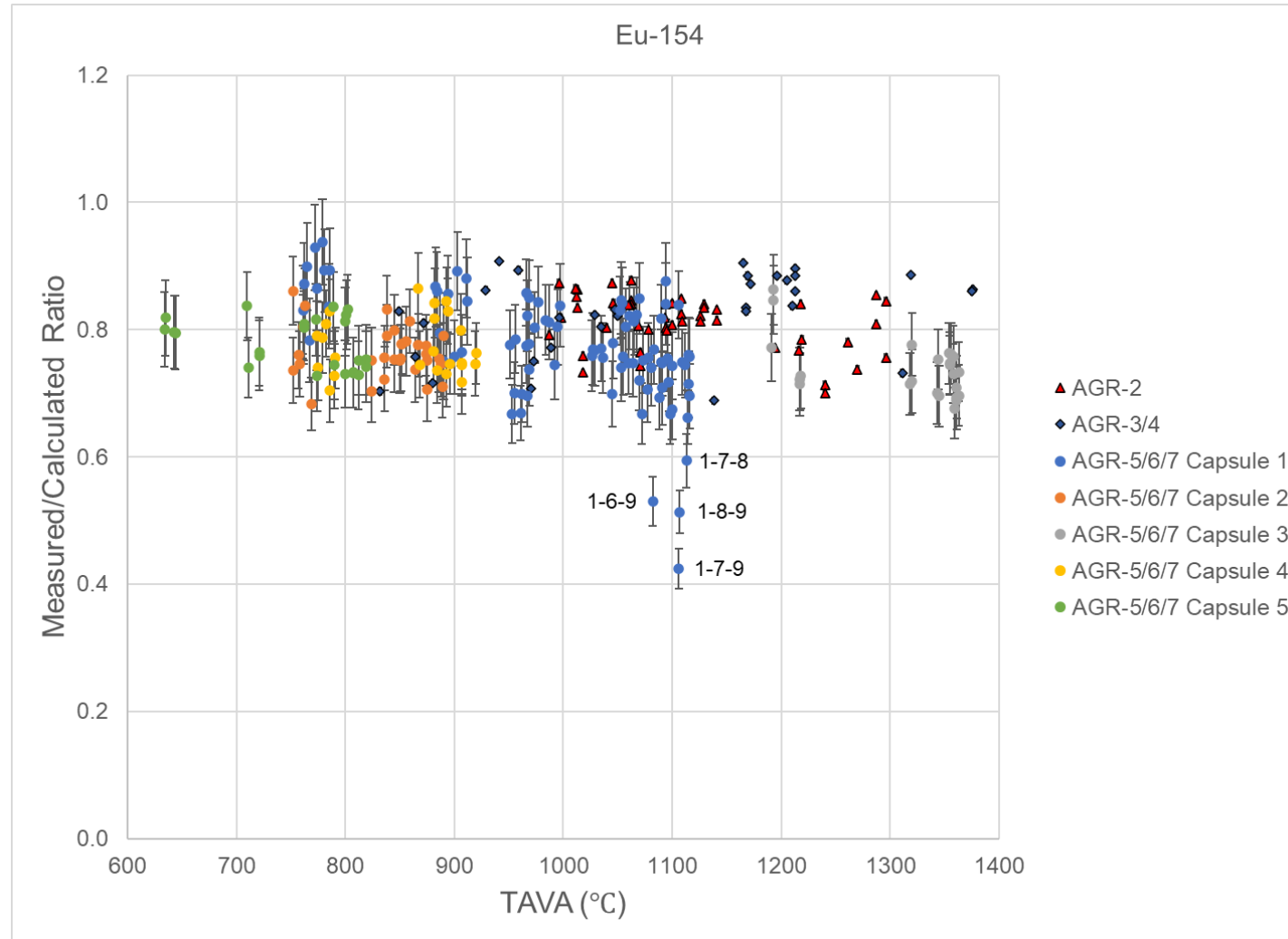
- AGR-1
 - Capsules 4 (1070°C)
- AGR-2
 - Capsule 3 (1032°C)
 - Capsule 6 (1074°C)
- AGR-5/6/7
 - Capsule 4 (857°C)
 - Capsule 5 (756°C)

Eu-154	Capsule 1	Capsule 2	Capsule 3	Capsule 4	Capsule 5
Capsule Fraction	1.66E-2	2.18E-4	1.78E-2	0	0
Particle Equivalent	5.06E+3	1.58E+1	9.67E+2	0	0



Compacts PGS: Eu-154 M/C

- Measured activities (M) divided by physics calculations (C)



Summary and Conclusion

- This talk provides preliminary or partial mass balance on AGR-5/6/7. Final mass balances are expected to increase a little from the preliminary results.
- AGR-5/6/7 Capsule 2 has high Ag-110m activity in capsule shell, through tubes, and graphite holder, which corroborates with low M/Cs in fuel compacts.
- By contrast, AGR-5/6/7 Capsule 3 has relatively high Ag-110m retention in the fuel compacts compared to AGR-2 fuels in the similar temperature range.
- Aside from failed AGR-5/6/7 Capsule 1 fuel, Cs-137 and Eu-154 M/Cs are consistent with prior AGR experiments.





GAS-COOLED REACTOR

ADVANCED REACTOR
TECHNOLOGIES PROGRAM

ART.INL.GOV

Thank you

Lu Cai

Lu.cai@inl.gov



The DOE-ART Graphite R&D program is the primary nuclear graphite research program for the USA. This program focuses on research and development activities necessary to qualify and license graphite components for use within nuclear applications, specifically within advanced reactor designs such as High Temperature Reactor designs. The data generated within the ART Graphite program is intended to be used in conjunction with other publicly available nuclear graphite data such as is contained within the IAEA Nuclear Graphite Knowledge Base. The ART Graphite program is divided into 5 primary research areas providing a combination of data, analysis reports, and pertinent references to describe and explain the trends within the data.